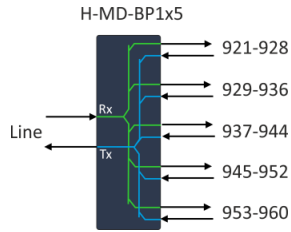



H-MD-BP1x5

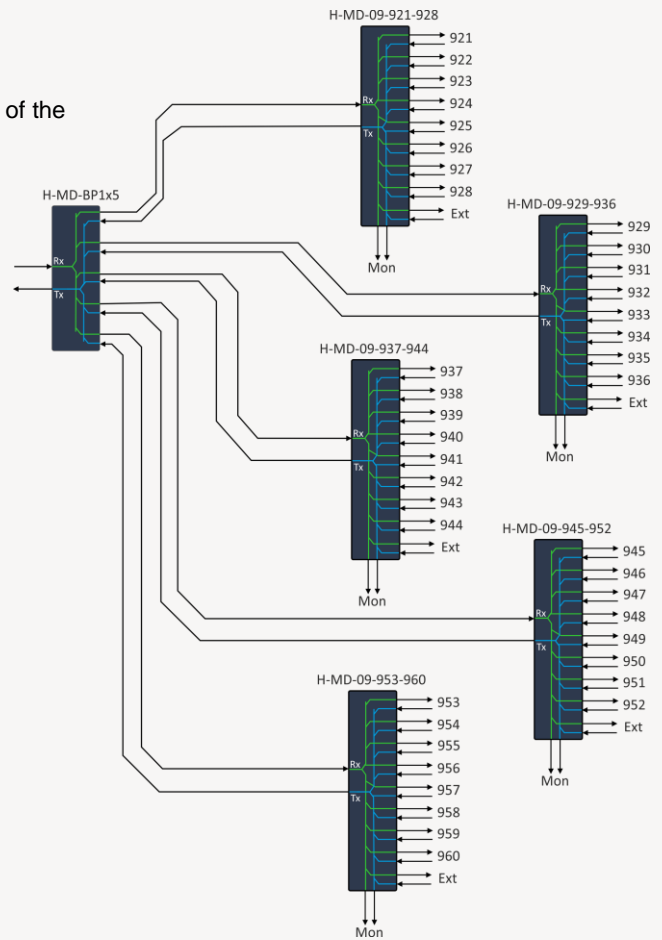
1x5 Band DWDM Mux/Demux, 921-928, 929-936, 937-944, 945-952, 953-960, LC/UPC



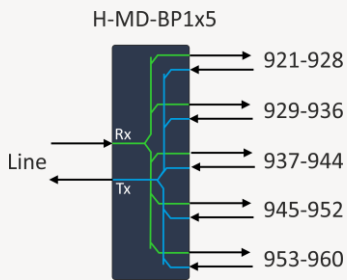
OVERVIEW

The H-MD-BP1x5 filter is a DWDM MuxDemux that separates/combines eight DWDM channels in five bands. This band-filter matches the channels of the H-MD-09-xxx-yyy filter units and provides increased flexibility in building effective networks. The figure shows an example where the H-MD-BP1x5 provides a fan-out of 40ch in an access network.

The H-Series supports the industrial temperature range of -40°C to +85°C (-40°F to +185°F) which gives an extended application range into sites without temperature control.

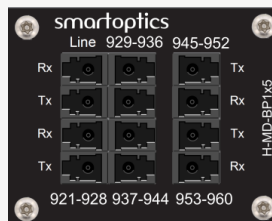


FUNCTIONAL OVERVIEW AND PORT DESCRIPTION



Line Rx	929-936 Tx	945-952 Tx
Line Tx	929-936 Rx	945-952 Rx
921-928 Rx	937-944 Tx	953-960 Tx
921-928 Tx	937-944 Rx	953-960 Rx

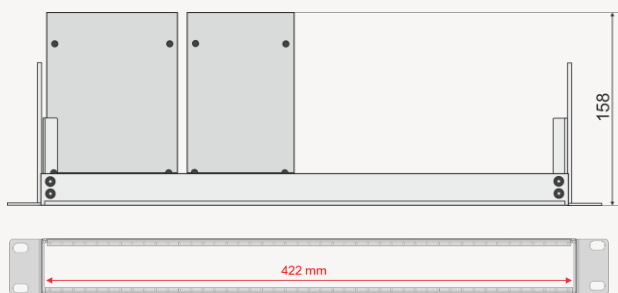
Please note order of Tx and Rx ports



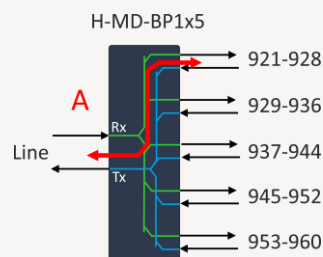
TECHNICAL SPECIFICATIONS

Parameter		
Channels	Band 1	192.1 to 192.8THz
	Band 2	192.9 to 193.6THz
	Band 3	193.7 to 194.4THz
	Band 4	194.5 to 195.2THz
	Band 5	195.3 to 196.0THz
Channel spacing	100GHz (ITU)	
Channel passband 1	Center wavelength: 1557.775nm	Passband (-0.5dB): Min 5.89nm
Channel passband 2	Center wavelength: 1551.32nm	Passband (-0.5dB): Min 5.84nm
Channel passband 3	Center wavelength: 1554.93nm	Passband (-0.5dB): Min 5.80nm
Channel passband 4	Center wavelength: 1539.375nm	Passband (-0.5dB): Min 5.75nm
Channel passband 5	Center wavelength: 1532.295nm	Passband (-0.5dB): Min 5.71nm
Insertion loss, per band (A)	Typical 2.2dB Max 2.5dB	
Isolation, Adjacent Channel Passbands	Min 15dB	
Ripple, passband	Max 0.5dB	
Directivity	Min 45dB	
Return loss	Min 40dB	
Polarization dependent loss	Max 0.2dB	
Polarization mode dispersion	Max 0.20ps	
Max optical power	Max 500mW	
Operating temperature	-40°C to +85°C	
Storage temperature	-40°C to +85°C	
Connector type	LC/UPC	
Module width	55mm	

Note! A typical loss value is to be seen as a value that ~90% of a population has at beginning of life and at room temperature. The max value is the guaranteed worst-case value over time and over temperature.



Mounting bracket dimensions with two example filters.



ORDER INFORMATION

Part number	Description
H-MD-BP1x5	H-Series: 1x5 Band DWDM Mux/Demux, 921-928, 929-936, 937-944, 945-952, 953-960, Insertion-loss=2.5dB, LC/UPC

Smartoptics makes no warranties or representations, expressed or implied, of any kind relative to the information or any portion thereof contained in this document or its adaptation or use, and assumes no responsibility or liability of any kind, including, but not limited to, indirect, special, consequential or incidental damages, for any errors or inaccuracies contained in the information or arising from the adaptation or use of the information or any portion thereof. The information in this document is subject to change without notice.