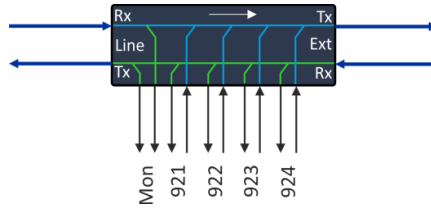



H-OADM1X4-xxx-yyy

4-channel DWDM 1-way OADM with Monitor ports



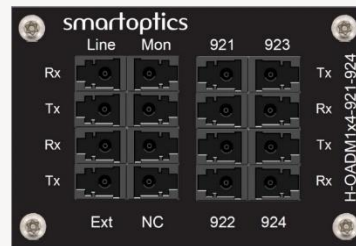
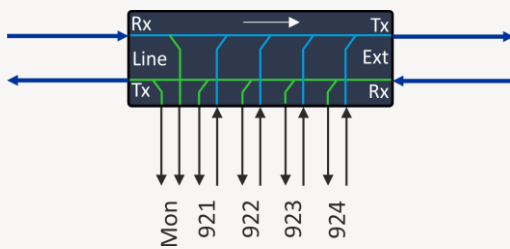
OVERVIEW

The H-OADM1x4-xxx-yyy is a one-sided 4ch DWDM add/drop filter. The filter has four add/drop ports, one Line port and one Extension port. The Ext-port shall always be directed inwards the connection. Channels outside the add/drop channel bands are glassed through the filter. Networks can be built with H-OADM1x4-xxx-yyy filters only, in combination with H-MD-09-xxx-yyy or H-MD-16-xxx-yyy Mux/Demux filters in a wide variety of combinations. The H-Series supports the industrial temperature range of -40°C to +85°C (-40°F to +185°F) which gives an extended application range into sites without temperature control.

The monitor ports (Mon) tap off 1% of the transmitted and received Line signal. This provides the ability to monitor the channel power levels via a connected Optical Channel Monitoring (OCM) device or an optical spectrum analyzer. The DWDM channels are compliant with ITU-T G.694.1.

The H-Series filters are mounted in a 1 RU mounting bracket solution, and the filter module sizes vary depending on type of filter.

FUNCTIONAL OVERVIEW AND PORT DESCRIPTION



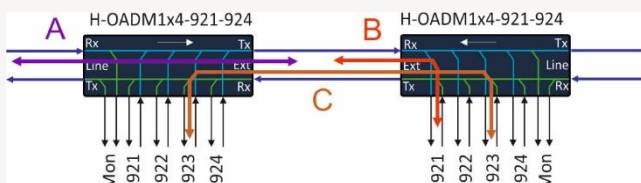
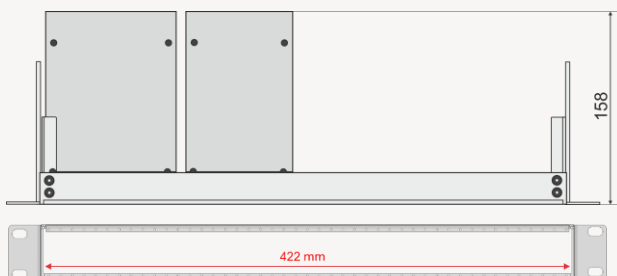
Line Rx	Mon Tx	921 Rx	923 Tx
Line Tx	Mon Rx	921 Tx	923 Rx
Ext Rx	NC	922 Rx	924 Tx
Ext Tx	NC	922 Tx	924 Rx

The port allocation and overlay example is for H-OADM1X4-921-924. Note row dependent location of Tx and Rx ports.

TECHNICAL SPECIFICATIONS

Parameter	Min	Max
Passband Ext ↔ Line	1500nm	1600nm
Channels	See ordering information table	
Channel spacing	100GHz	
Channel passband	ITU±0.11nm	
Insertion loss, pass-through E-W (A)	1.6 dB typical	1.8 dB max
Add/drop loss (B)	2.2 dB typical	2.5 dB max
Link loss, per channel (C)	3.2 dB typical	3.5 dB max
Insertion loss, monitor	18 dB	22 dB
Isolation, adjacent channel	28 dB	
Isolation, non-adjacent channel	40 dB	
Ripple, passband		0.5 dB
Directivity	45 dB	
Return loss	40 dB	
Polarization dependent loss		0.2 dB
Polarization mode dispersion		0.20 ps
Connector type	LC/UPC	
Module width	65 mm	
Mounting bracket	H-Chassi-1RU (19"), 422mm slot width	
Mounting depth (flush mount)	158mm	

Note! A typical loss value is to be seen as a value that ~90% of a population has at beginning of life and at room temperature. The max value is the guaranteed worst-case value over time and over temperature.



ORDER INFORMATION

The H-OADM1x4-xxx-yyy units are available in 10 different versions depending on desired channel plan. The table below shows the part numbers and a short description.

Part number	Description
H-OADM1x4-921-924	H-Series: 4ch DWDM 1-way OADM + Mon-port, 192.1 to 192.4THz, 65mm, LC/UPC
H-OADM1x4-925-928	H-Series: 4ch DWDM 1-way OADM + Mon-port, 192.5 to 192.8THz, 65mm, LC/UPC
H-OADM1x4-929-932	H-Series: 4ch DWDM 1-way OADM + Mon-port, 192.9 to 193.2THz, 65mm, LC/UPC
H-OADM1x4-933-936	H-Series: 4ch DWDM 1-way OADM + Mon-port, 193.3 to 193.6THz, 65mm, LC/UPC
H-OADM1x4-937-940	H-Series: 4ch DWDM 1-way OADM + Mon-port, 193.7 to 194.0THz, 65mm, LC/UPC
H-OADM1x4-941-944	H-Series: 4ch DWDM 1-way OADM + Mon-port, 194.1 to 194.4THz, 65mm, LC/UPC
H-OADM1x4-945-948	H-Series: 4ch DWDM 1-way OADM + Mon-port, 194.5 to 194.8THz, 65mm, LC/UPC
H-OADM1x4-949-952	H-Series: 4ch DWDM 1-way OADM + Mon-port, 194.9 to 195.2THz, 65mm, LC/UPC
H-OADM1x4-953-956	H-Series: 4ch DWDM 1-way OADM + Mon-port, 195.3 to 195.6THz, 65mm, LC/UPC
H-OADM1x4-957-960	H-Series: 4ch DWDM 1-way OADM + Mon-port, 195.7 to 196.0THz, 65mm, LC/UPC

Subject to change without notice.

For more information visit smaroptics.com.